



APAN Quick Guide for MCIP PE19 FTX

1 Create Account



Go to www.apan.org and click

Create an Account

Validate your APAN account by checking the email you registered with

2 Sign In



Click **Sign In**

Use Forgot Username? link if you do not remember your username or need to reset your password

Note: You will need access to the email that you sign up with in order to reset the password. *Contact APAN Staff for disabled accounts.*

3 Update Profile



Click on your account avatar at the top right corner of the website

a

Profile: Update your display name, avatar, or other details you would like to share with other members

b

My Account (Optional): Toggle off the 2-Factor Authentication setting to avoid having to verify from unknown locations

4 Find Community



Type PE19 in the search box

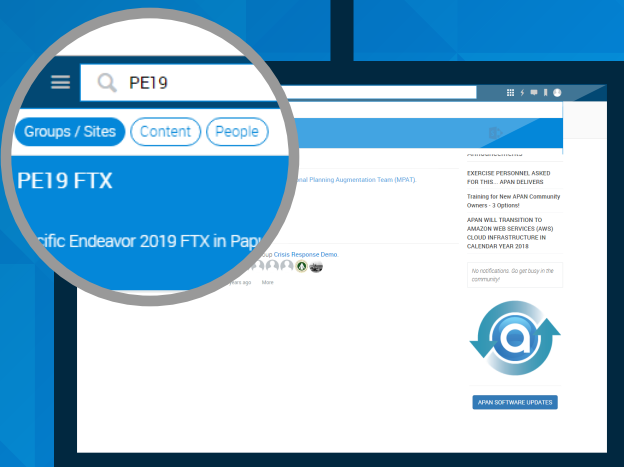

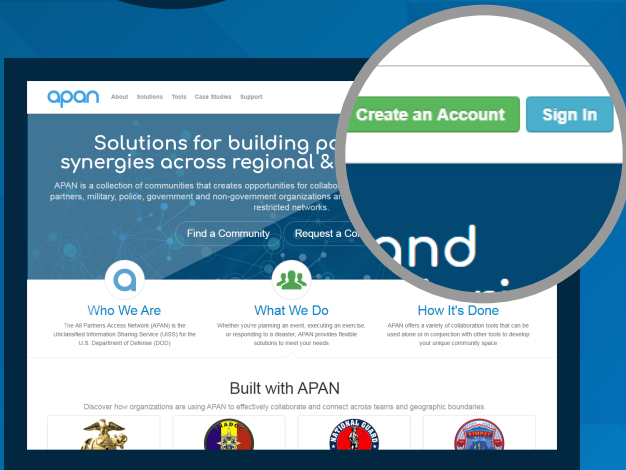


PE19

Select 2019 Pacific Endeavor FTX

or go directly to:

<https://community.apan.org/wg/pe/pe19>



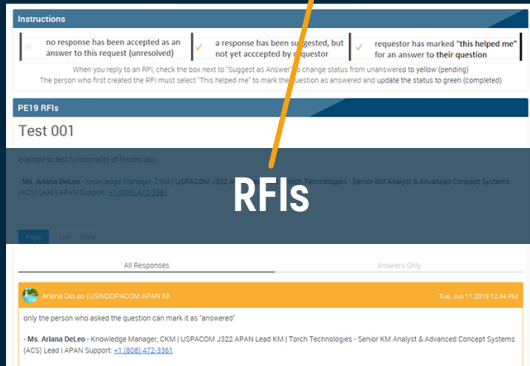
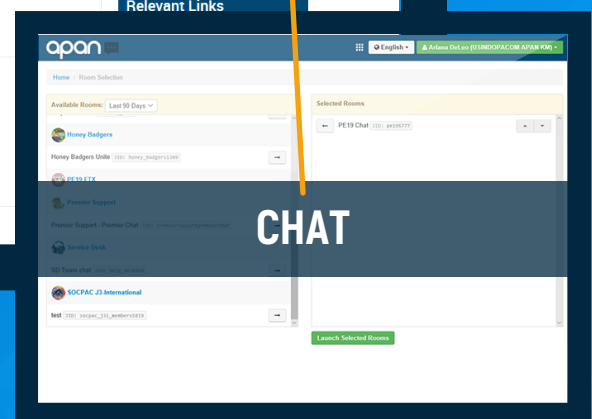
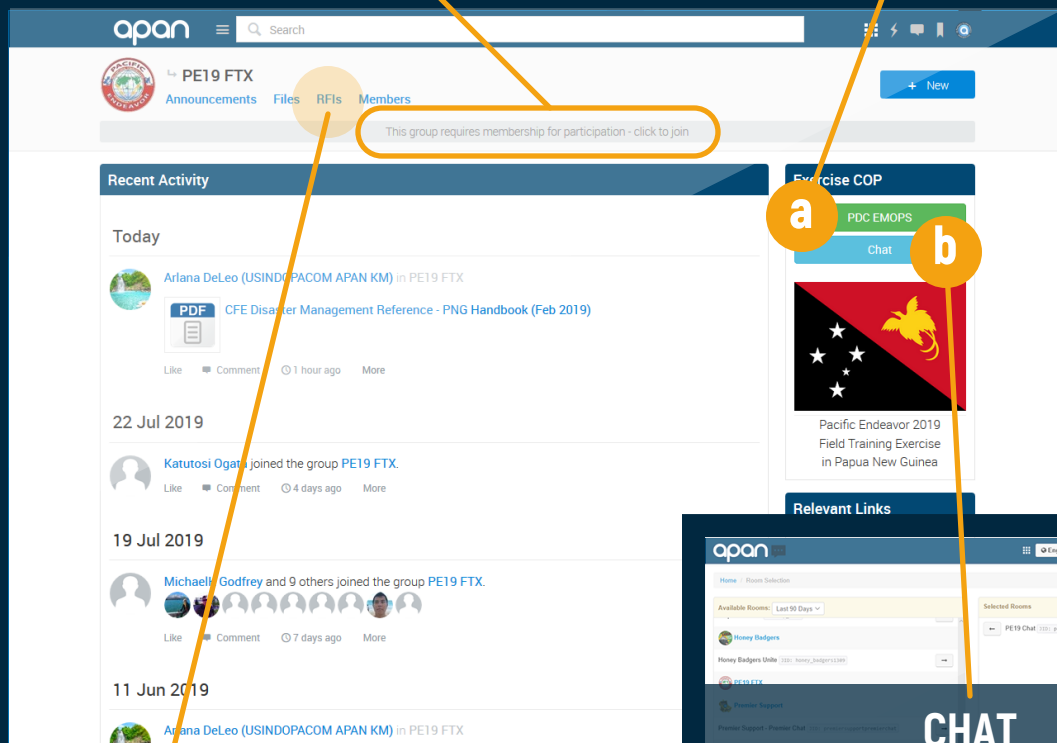
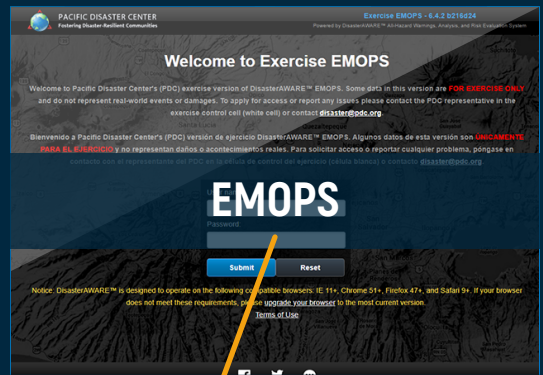
5

Public Closed



This is a **Public Group**! Content is visible to anyone on the Internet. After the exercise ends, it will become Private.

Membership is only required to upload/post information, submit RFI, and/or chat. Click [here](#) to Join.



Need help?



Contact APAN Support:
COMM: 808-472-7855 or DSN: 315-472-7855



Visit us online:
<https://community.apan.org/support>